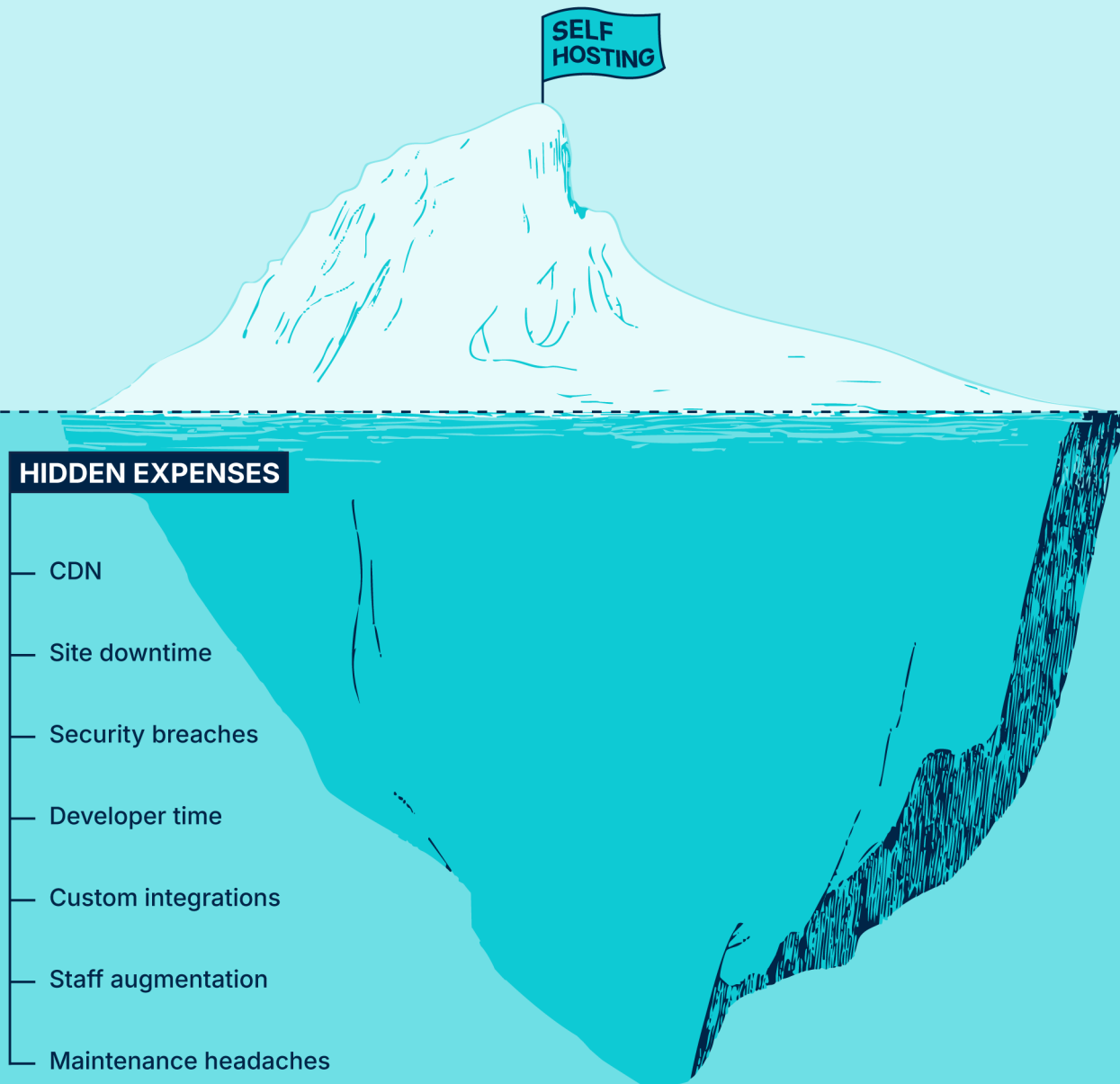


What's hiding beneath your hosting expenses?

How hidden expenses impact scalability, security, and your bottom line





Introduction

In today's highly competitive digital landscape, establishing a strong online presence is crucial for long-term business success.

Digital channels have become the front lines in the battle for market leadership, and the way you build, manage, and optimize these channels will directly influence your ability to maintain an edge.

This starts with selecting the right technology stack, which includes everything from a content management system (CMS) and hosting services to security solutions and developer tools. The choices you make here are pivotal, as they not only shape your initial build but also impact long-term operational costs, scalability, and performance.








With so much at stake, a **Total Cost of Ownership** (TCO) analysis can be an essential tool for evaluating both the direct and indirect costs of building your digital presence. Beyond upfront expenses, TCO should account

for long-term operational factors such as performance, scalability, maintenance, and security.

This guide offers a detailed exploration of the TCO involved in building and maintaining a digital presence, with actionable insights into key cost drivers, including CMS selection, hosting providers, software licensing, security measures, and ongoing support.

Whether you're migrating, re-platforming, or building from scratch, the following chapters will help you evaluate the cost structure of your digital presence and align your strategy for long-term growth.

Table of Contents

What is Total Cost of Ownership?	4
Key considerations for TCO evaluation	5
Building a digital presence with WordPress	7
CMS and hosting options: An overview	8
Defining the cost components of a digital presence	10
 Software licensing and infrastructure	11
 Migrations	12
 Scalability and performance optimization	13
 Security and compliance	14
 Developer and agency enablement	15
 Integration and extensibility	16
 Advisory services and support	17
The TCO impact	18
Cost comparison chart	19
Conclusion: Key takeaways for reducing TCO	20
About WP Engine	21



What is Total Cost of Ownership?

Total Cost of Ownership (TCO) is a [comprehensive financial estimate](#) that considers both the direct and indirect costs associated with acquiring, operating, and maintaining a product or system over its lifecycle.

Within the digital landscape, TCO has traditionally focused on hardware and infrastructure costs, although [its scope has expanded](#) to cover the broader costs of a digital presence, including ongoing support, security, and integrations.

Central to this type of analysis is the [CMS you use](#) to create and maintain digital content, and the [hosting provider](#) you select for performance, security, and scalability.

Together, these choices shape both upfront expenses and long-term return on investment (ROI).

The right combination can deliver immediate benefits and lay the foundation for [long-term success](#), while the wrong solutions can [lead to unnecessary costs](#), limited flexibility, and operational inefficiencies, eroding budget predictability.

For example, a business might initially opt for a low-cost hosting solution to save money, only to encounter significant downtime during high-traffic periods, leading to lost revenue and costly migrations later on.

With a clear understanding of the distinct cost drivers associated with each TCO component, businesses can better anticipate the total expenses involved in building, migrating, or re-platforming their digital experiences, making informed decisions that align with their goals.

Key considerations for TCO evaluation

Several key factors significantly influence both immediate and long-term costs when evaluating the TCO of your digital presence.

Each of these components plays a crucial role in shaping the overall financial commitment required to build, maintain, and optimize your digital presence.



Software licensing and infrastructure costs

Licensing fees vary widely between CMS solutions, especially when comparing [open-source systems](#) like [WordPress](#) to proprietary options. Infrastructure costs also depend on whether you manage cloud services in-house or choose managed hosting that includes security and performance optimizations. These choices affect both initial setup costs and long-term scalability.



Migration costs

If building a new digital presence involves [migrating an existing website](#) to a new hosting provider or re-platforming from one CMS to another, it's essential to fully account for both the direct costs and additional resources required. Migrations vary from simple content transfers to complex platform overhauls, often requiring planning, data transfer, and post-migration testing. The complexity of the migration will determine its cost.



Scalability and performance optimizations

A digital presence is only as strong as its ability to perform under pressure. Scalability is key for [handling traffic spikes](#) while keeping costs predictable. Early investment in performance optimizations can prevent unexpected expenses, especially during periods of significant traffic growth.



Security and compliance requirements

Security is critical for all businesses, especially those handling sensitive data or operating in highly regulated industries. Organizations must factor in the [cost of tailored security services](#), particularly if their chosen CMS or hosting solution lacks built-in protections.



Developer and agency enablement

Development tools and workflows affect TCO by influencing time-to-market and maintenance. Managed hosting solutions often provide tools that [streamline processes](#) and reduce manual effort, in addition to [features designed specifically](#) for agencies and developers, lowering overall development costs.



Integration and extensibility

Seamless integration with other business tools (e.g., CRM, marketing automation) is essential for efficient operations. Platforms with a wide range of plugins and integration options [reduce development costs](#) and complexity by minimizing the need for custom development.



Support and advisory services

Operational support costs, from troubleshooting to strategic advisory, vary by platform and service model. Managed hosting providers often include support that [reduces internal resource demands](#) and optimizes performance, helping prevent costly downtime and mitigating risks.

Together, these factors shape the total cost of ownership for a digital presence, enabling businesses to account for major cost drivers in both the short and long term. By carefully evaluating each component, you can make informed choices that align with your business's needs and wider growth strategies.



Building a digital presence with WordPress

[WordPress](#), the world's most widely used CMS, is known for its flexibility and potential for cost savings. Because it's open source, WordPress is free from upfront licensing fees, and its extensive ecosystem of plugins, themes, and integrations simplifies the process of building and customizing websites in a cost-effective way.

While WordPress's open-source code and underlying extensibility help lower TCO, overall expenses are also shaped by the chosen hosting model and its alignment with an organization's specific needs.

For example, businesses leveraging WordPress for [eCommerce](#), [media](#), or [content-driven](#) sites often find that partnering with a managed hosting provider like [WP Engine](#) offers the best balance of cost, performance, and value.

[Burren Smokehouse](#), an Irish artisan producer of smoked fish, initially faced challenges with scalability and site performance as its eCommerce business grew. By [transitioning to WP Engine's managed hosting](#), the Burren team was able to reduce operational complexity, optimize site performance, and handle increased traffic with ease.

The move helped improve site speed by 25% while maintaining consistent uptime, ultimately leading to a smoother customer experience during high-demand periods.

Meanwhile, organizations that opt for a DIY approach—where infrastructure is manually configured and maintained without automated tools or third-party support—may encounter unpredictable expenses related to scaling, security, and support, making it harder to manage TCO.

Hidden costs in these scenarios can include [variable bandwidth expenses](#), the need for third-party security tools, and the time and resources involved in performance monitoring. These costs can accumulate over time, making it harder to manage TCO effectively.

To accurately account for WordPress in a TCO analysis, direct expenses, including hosting fees and software development, as well as indirect costs related to performance optimizations, security management, and ongoing support, must all be considered.

While each of these costs is explained in more detail in the following sections, [managed hosting for WordPress](#) often provides the most efficient TCO structure for businesses focused on predictable costs and optimized performance.



CMS and hosting options: An overview

Choosing the right combination of CMS and hosting is critical for building and maintaining a digital presence. These decisions influence initial setup costs, long-term scalability, and performance, ultimately shaping TCO.

CMS and hosting options generally fall into four broad categories, each with distinct advantages and trade-offs:

Proprietary CMS with integrated hosting

Proprietary platforms such as [Adobe Experience Manager](#) (AEM) or [Sitecore](#) provide an all-in-one approach, with hosting and CMS capabilities tightly integrated into a single solution.

These platforms have traditionally been popular with large enterprises that require advanced features like personalization, sophisticated analytics, and robust security out of the box.

However, these features typically come with high costs, including significant licensing fees and ongoing infrastructure expenses. Customizations or third-party integrations can also add to the price, making proprietary solutions less flexible and more expensive over time.

DIY cloud management with open-source or custom CMS

Some businesses choose a DIY approach, deploying an open-source CMS or custom-built solution on cloud infrastructure providers like [AWS](#) or [Google Cloud](#).

This setup gives businesses full control over their CMS and hosting environments, making it ideal for custom needs. However, DIY cloud management is complex, with costs that vary based on usage.

During high-traffic periods, cloud server costs can [fluctuate significantly](#), making it difficult to maintain predictable TCO. Businesses also need to manage security, backups, and scalability, which often require additional tools or specialized staff.

Open-source CMS with generic hosting

Open-source CMS platforms, such as WordPress, are popular for their flexibility and cost-efficiency. Without licensing fees, these systems allow businesses to build custom digital experiences while keeping upfront costs low.

While they can initially present an affordable option, generic hosting providers often lack specialized support and can introduce limitations as businesses grow. Performance bottlenecks, security vulnerabilities, and scalability issues are among the [cost-related challenges](#) commonly associated with generic hosting.

While this option may be sufficient for smaller sites, businesses can face increasing indirect costs—such as downtime or performance issues—that result in revenue loss or require further investments in third-party tools.

Open-source CMS with managed hosting

While open-source CMS options provide freedom, they also entrust users with the responsibility of managing integrations, security, and scalability.

This is where the difference between generic hosts and managed hosting providers like WP Engine offers a valuable solution.

Managed hosting providers often bundle critical services like [infrastructure management](#), [security updates](#), [automated backups](#), and [performance optimizations](#) into a predictable pricing model.

For businesses [leveraging WordPress](#), managed hosting provides the best of both worlds—flexibility and control of an open-source CMS, combined with the peace of mind that essential backend services are managed by experts. This results in more stable long-term costs, as businesses avoid hidden expenses.

Choosing the right option for your business

Every CMS-hosting combination comes with its own set of trade-offs. Open-source CMS options with managed hosting provide a balance between flexibility and predictability, making them ideal for businesses looking to control costs while maintaining long-term scalability.

Proprietary solutions offer convenience but at a premium cost, whereas DIY cloud management offers more control but often introduces hidden expenses and operational challenges.

By understanding the nuances of each option, businesses can make more informed decisions that align with their budget and long-term goals.

Ultimately, managed hosting providers like WP Engine help businesses reduce complexity, improve performance, and optimize costs—providing a stable and scalable solution that minimizes TCO over time.



Defining the cost components of a digital presence

Understanding the cost components that underpin your digital presence is critical for calculating TCO. The way you approach and manage these elements is essential for maximizing ROI and aligning your digital strategy with broader business objectives.

As noted, the CMS-hosting combination you choose will influence these cost components differently. Making informed choices can reduce expenses, improve efficiency, and enhance overall performance.

Below, we'll break down the key components that contribute to the TCO of a digital presence and offer an overview of how they play out using the different CMS-hosting options outlined above.





Software licensing and infrastructure costs

Software licensing and infrastructure costs are critical factors in determining the TCO of your digital presence. The choice between an open-source and a proprietary CMS [plays a critical role](#) here, shaping both immediate and ongoing expenses.

Open-source solutions like WordPress provide a cost-effective option by eliminating upfront licensing fees. However, additional expenses for hosting, security, and support services must still be factored in.

Conversely, proprietary CMS solutions can be costly, with annual fees ranging [from \\$25,000 to over \\$100,000](#) for larger systems like AEM and Sitecore. Other proprietary solutions include site builders like Shopify and Wix which can start at [\\$320 per year](#)*.

Despite their differences in upfront pricing, both types share a closed code base and

single-vendor structure, which can [limit flexibility](#) and result in higher overall costs, particularly for enterprise platforms.

Infrastructure costs add another layer of complexity. Enterprise platforms typically include integrated hosting and cloud services in their licensing fees, providing an all-in-one solution.

However, businesses that choose DIY solutions may face fluctuating cloud fees and the added responsibility of managing infrastructure, security, and performance monitoring on their own, requiring constant oversight to avoid unexpected costs.

For businesses aiming to balance cost efficiency with reliability, managed hosting offers a cost-efficient and reliable solution by bundling essential services often overlooked by DIY or generic hosting, while maintaining a lower price point than proprietary systems. This helps minimize long-term licensing and infrastructure costs.

Cost Breakdown

Proprietary CMS: Infrastructure costs are often bundled into the pricing of proprietary systems.

DIY cloud management: Cloud infrastructure costs are usage-based, with [initial setup costs](#) ranging from \$10,000 to \$100,000. Ongoing monthly fees can range [from \\$500 to \\$5,000](#).

Generic hosting: Entry-level plans start [as low as](#) \$2 to \$10 per month but are typically higher for more complex business needs. This doesn't include licensing fees (depending on CMS) and often requires additional investments for necessary features such as security and performance optimization.

Managed hosting: Managed services like WP Engine consolidate infrastructure, performance, and security into a single, predictable fee, [typically ranging](#) from \$30 to \$300 per month.

* \$320 per year reflects the cost of an annual "Basic Shopify" plan, billed at \$1 for the first month and \$29 for 11 months. The Shopify starter plan, for individuals, is \$5 per month/\$60 annually. Wix offers [similar pricing](#).

Migration costs

Migrating between hosting providers or re-platforming from one CMS to another can be resource-intensive, with costs varying based on the CMS and the complexity of the migration. Key cost drivers include planning, data transfer, downtime, and post-migration testing.

Proprietary CMS platforms often pose additional migration challenges due to their closed ecosystems, which frequently require specialized expertise and third-party support. This drives up costs and can make data reformatting necessary, adding both time and expense.

Post-migration testing to ensure performance and SEO integrity introduces further complexity, especially for systems that demand custom testing solutions.

In contrast, open-source CMS platforms like WordPress offer greater flexibility during migration. WordPress' modular architecture

enables easier content and asset transfers between hosting environments, reducing the need for costly external support.

For businesses using open-source platforms, standardized data formats and flexible architectures help minimize the overall migration burden.

Choosing a managed hosting provider with [built-in migration services](#), like WP Engine, can significantly reduce both direct and indirect costs associated with migrations.

Managed providers often [offer tools that automate](#) much of the migration process, reducing the need for [manual intervention](#) and ensuring a smoother transition with minimal downtime.

This not only simplifies the process but also helps businesses avoid unpredictable costs associated with unexpected migration issues, ensuring a smooth transition with fewer disruptions

Cost Breakdown

Proprietary CMS: Migration can cost [\\$10,000 to \\$100,000 or more](#), depending on complexity and the level of support needed.

DIY cloud management: Migration costs typically range from less than \$1,000 for a simple "lift and shift" migration to [\\$20,000+](#) as migrations become more complex.

Generic hosting: Minimal migration support is available, often requiring third-party services with costs ranging from [less than \\$1,000 to \\$10,000+](#)

Managed hosting: Managed services like [WP Engine](#) often include free migration tools for standard migrations, allowing straightforward site transfers at no extra cost. For more complex migrations, requiring extensive support or custom configurations, costs can start around \$500 and vary depending on site complexity.



Scalability & performance optimization costs

Maintaining a high-performing, scalable digital presence [is essential](#). From a cost perspective, performance and scalability directly impact initial infrastructure costs and ongoing operational expenses.

As traffic grows, your ability to efficiently scale resources determines whether your site can handle surges without sacrificing speed or reliability, which directly affects user experience and revenue generation.

DIY solutions often require significant investments in optimization tools and manual oversight to manage traffic spikes. These initial costs, such as purchasing necessary software and dedicating resources to monitoring, can escalate quickly, particularly as your business expands.

Generic hosting providers may offer lower upfront costs but can introduce indirect expenses—such as lost revenue or reputational damage—due to slow load times or downtime during traffic surges.

Managed hosting such as WP Engine offers a more cost-effective and predictable solution by bundling critical services like [proprietary caching](#), [content delivery networks](#) (CDN), [server-side optimizations](#), and [dynamic scalability](#). This minimizes manual intervention and avoids costly infrastructure changes, delivering both cost predictability and efficiency.

Additionally, tools like [NitroPack](#), which optimizes front-end performance (and starts at less than [\\$20 per month](#)), can be easily integrated into managed hosting platforms to further enhance load times and user experience without adding complexity.

These features ensure your site automatically adjusts to increased traffic without the need for manual intervention, preventing costly infrastructure changes and reducing unexpected expenses, particularly when traffic fluctuates.

Leveraging managed hosting, businesses can maintain optimal performance during traffic spikes without incurring unforeseen expenses. This helps better manage overall costs while ensuring a seamless user experience, making managed hosting a strategic choice for long-term growth.

Cost Breakdown

Proprietary CMS: Custom scalability can drive costs up to [\\$60,000 or more annually](#), with added costs for handling major traffic fluctuations.

DIY cloud management: Scaling infrastructure manually to meet demand leads to unpredictable monthly fees, [ranging from \\$1,000 to \\$5,000](#), depending on usage and traffic surges.

Generic hosting: Limited scalability often necessitates the use of external performance tools, which [can add between \\$100 and \\$500](#) (or more) annually, with potential bottlenecks still a factor during peak traffic.

Managed hosting: Managed hosting providers like WP Engine offer built-in performance features, including [caching and CDNs](#), as well as dynamic scaling, to ensure consistent performance during traffic spikes.



Security and compliance costs

Security is a critical consideration for any business, especially those handling sensitive data or operating within regulated industries such as those governed by [GDPR](#) or [CCPA](#). The potential [financial and reputational damage](#) from a security breach necessitates significant investments in security measures to minimize risk and ensure compliance.

In a DIY cloud management environment, businesses generally bear full responsibility for managing their security. This includes everything from identifying vulnerabilities to managing patches and responding to incidents, which often requires specialized tools and staff. Managing security in-house can introduce unpredictable costs, as businesses need to constantly adapt to new threats and compliance requirements.

For businesses using generic hosting, basic security features are generally included, but these may need to be supplemented with third-

party tools and services. Even then, these solutions may not be comprehensive enough for highly regulated industries, driving the need for additional investments.

By contrast, managed hosting solutions, such as those [offered by WP Engine](#), come with built-in security features [designed for WordPress](#), including managed Web Application Firewalls (WAF), SSL/TLS encryption, and DDoS protection.

WP Engine further simplifies security management with tools like [Smart Plugin Manager](#), which automatically updates WordPress plugins and themes, ensuring compatibility and reducing the risk of vulnerabilities.

By incorporating essential security features into hosting packages, managed hosting minimizes both upfront and ongoing costs, making compliance easier and reducing the risks associated with security breaches.

Cost Breakdown

Proprietary CMS: Security features are often included in licensing fees, however, annual costs for third-party managed security services typically [range from \\$1,000 to \\$5,000](#), which can go much higher depending on organization size and additional requirements for training, testing, and compliance.

DIY cloud management: Similar third-party managed security services, [ranging from \\$1,00 to \\$5,000](#), also apply here, with additional costs for advanced capabilities and security monitoring.

Generic hosting: Basic security features may be included, but additional tools can add between [\\$100 and \\$500](#) (or more) annually.

Managed hosting: Security features like [disk write protection](#) and SSL/TLS encryption are often bundled with hosting plans. Additionally, advanced services like WP Engine's [Global Edge Security](#), which includes managed WAF and DDoS protection, are available at a nominal cost, ensuring more predictable security expenses.



Developer and agency enablement costs

Efficient development workflows are essential for minimizing TCO. Whether you're a developer [managing an in-house site](#) or at an [agency overseeing client projects](#), having the right tools in place can streamline processes, reduce costs, and speed up time-to-market.

DIY solutions and discount hosting plans may provide initial cost savings by offering low-cost infrastructure and flexible configurations for businesses with smaller budgets. For less complex projects, these options can be cost-effective.

However, as projects scale, these setups [often lack the advanced tools necessary](#) for efficient development, resulting in longer development cycles and increased maintenance costs. These inefficiencies delay timelines and increase both direct costs (such as developer hours) and indirect costs (such as performance issues).

Managed hosting solutions like WP Engine simplify workflows by providing features like

version-controlled environments, one-click staging, and robust debugging tools. These features [streamline workflows](#), lower development costs, and accelerate project delivery, boosting profitability.

WP Engine's [Smart Plugin Manager](#) also helps developers and agencies by automating the plugin update process, reducing manual work, and ensuring that sites stay secure without introducing compatibility issues. This allows teams to focus on higher-value tasks, optimizing for efficiency and operational costs.

Developers within businesses similarly benefit by focusing on building high-quality digital experiences instead of troubleshooting technical issues.

Ultimately, considering how developers and agencies will use selected solutions is key to mapping the direct and indirect costs of a digital presence. Minimizing inefficiencies and cutting time-to-market can significantly reduce TCO and enhance cost efficiency.

Cost Breakdown

Proprietary CMS: While proprietary platforms may include built-in development tools, costs for additional customization and scalability can add between \$5,000 and \$20,000 annually, especially when external vendors are required for advanced development*.

DIY cloud management: Without built-in tools, businesses need to invest in [third-party development solutions](#) or rely on manual configurations, which can cost between \$1,000 and \$10,000 annually depending on the scale of the project**.

Generic hosting: Development tools like version control, debugging, and staging environments are often lacking in generic hosting environments. Businesses typically supplement these with third-party tools or SaaS solutions, which can cost anywhere from \$500 to \$5,000 per year depending on complexity and volume***.

Managed hosting: Managed services like WP Engine typically [include robust developer tools](#) in their pricing, reducing the need for third-party services. Pricing for WP Engine's managed hosting plans ranges from [\\$30 to \\$300 per month](#), helping businesses avoid additional costs tied to manual optimization. Additionally, WP Engine's [Agency Partner Program](#) offers further savings through financial incentives for agencies managing multiple clients.

*The specific monetary values for proprietary CMS customization and scalability (\$5,000 to \$20,000 annually) are based on [Forrester](#) and [Gartner](#) research, which is generally behind paywalls and accessible only to subscribers of these services.

**This cost estimate can be derived from typical fees associated with developer tools and cloud management services like [AWS](#) or [Azure](#).

***Third-party tools like [GitHub](#) for version control, [Jenkins](#) for CI/CD, and cloud services like [AWS CodeDeploy](#) can cost anywhere from \$500 to \$5,000 per year, depending on the number of users, the scale of operations, and the level of support required.



Integration and extensibility costs

Seamless integration with third-party tools like [CRM systems](#), [marketing automation platforms](#), and [analytics services](#) is a crucial cost component of managing TCO of your digital presence. Both the CMS and hosting environment you select play key roles here, determining initial development costs and ongoing maintenance expenses.

Proprietary systems often include built-in integrations for specific tools but may lack flexibility for custom solutions outside their ecosystem. Custom integrations typically require additional developer resources and third-party vendors, especially for niche or unsupported tools. These factors drive up ongoing costs as businesses must maintain and update integrations alongside platform changes, sometimes incurring extra licensing fees for specific tools.

DIY setups often involve [upfront costs for custom integrations](#), which require specialized resources. Over time, ongoing maintenance—such as [API updates](#) and ensuring compatibility—can greatly increase TCO. Here too, complex integrations can incur significant costs, especially as systems evolve and need frequent updates.

WordPress, known for its [extensive plugin library](#) and other open-source extensions, offers more flexibility, allowing businesses to integrate tools without complex custom development. Managed hosting platforms enhance this by providing pre-configured environments, simplifying integrations, and reducing both time and cost. This enables businesses to achieve faster, cost-effective integrations while minimizing the need for ongoing maintenance or troubleshooting.

However, integrating niche third-party systems or building highly customized solutions may still incur additional costs, though managed hosting can streamline parts of the process without eliminating the need for specialized development altogether.

Cost Breakdown

Proprietary CMS: Proprietary systems often require expensive custom development for complex integrations. Costs for maintaining integrations with non-native third-party tools can range [from \\$5,000 to \\$25,000 annually](#), depending on the complexity and ongoing maintenance needs.

DIY cloud management: Custom integrations can be time-consuming and costly, often requiring ongoing maintenance. Depending on the complexity of the integration, costs [can range from \\$1,000 to \\$10,000](#).

Generic hosting: The ability to complete integrations [may be limited](#), often requiring custom development and external resources, further increasing costs.

Managed hosting: Managed hosting platforms may offer pre-built integrations for popular tools, reducing the need for complex custom integrations. WP Engine, for example, provides [API access](#), plugins, and [developer-friendly environments](#) that support seamless integrations with services like [Salesforce](#), [HubSpot](#), and [WooCommerce](#), minimizing both upfront and ongoing integration costs.



Advisory services and support: A key differentiator

A key differentiator in a TCO analysis is the availability of [advisory services](#) and ongoing support for your selected CMS and from your chosen hosting provider.

These services go beyond basic technical support, offering strategic insights that help businesses optimize their digital experiences, improve performance, and align their strategy with long-term goals—all of which can lead to cost savings.

For example, proactive security recommendations or performance optimizations from advisory teams can prevent costly breaches, enhance site performance, and reduce infrastructure costs without additional investment.

For businesses with mission-critical websites, managed hosting providers like WP Engine offer advisory services that directly address complex challenges, such as site migrations, security planning, and performance optimization.

How advisory services reduce TCO

Advisory services can play a crucial role in reducing TCO for businesses by offering strategic optimizations and preventive measures.

Through proactive performance enhancements, such as [optimizing site speed](#) and [caching strategies](#), businesses can decrease server load and infrastructure costs while improving the user experience without investing in additional hardware.

Strategic security planning provided by advisory teams helps mitigate financial risks by preventing [costly data breaches](#) and ensuring compliance with regulations, thus avoiding fines.

Additionally, ongoing [site health monitoring](#) ensures minimal downtime and reduces the need for expensive emergency interventions, protecting revenue and maintaining site stability.

For businesses evaluating CMS and hosting options, the availability of comprehensive advisory services represents a critical way to reduce both direct costs related to infrastructure and developer hours, as well as indirect costs like security breaches and downtime, ultimately helping to achieve a more predictable and sustainable TCO.

Cost Breakdown

Proprietary CMS: Advisory and support costs for proprietary CMS platforms [often range from](#) \$10,000 to \$50,000 for short-term engagements, with larger-scale projects costing as much as \$500,000 or more, depending on the level of complexity and ongoing maintenance required.

DIY cloud management: Support is usually reliant on in-house expertise or external consultants, [with costs ranging](#) from \$1,000 to \$5,000 annually.

Generic hosting: Basic support is usually included, but specialized services often require third-party consultants, [which can add](#) between \$500 and \$2,000 annually.

Managed hosting: Managed providers like WP Engine include 24/7 support as part of their hosting package, helping businesses avoid downtime and related costs. Premium advisory services [are also available](#) to further optimize performance and security, reducing long-term expenses.



The TCO impact

The TCO impact for various CMS-hosting models highlights important distinctions between upfront costs and long-term expenses.

While DIY cloud management offers flexibility and granular control, the lack of bundled services often leads to unpredictable expenses. Costs for security, scaling, and support tend to rise over time, especially as traffic surges or security concerns arise. The burden of managing these components independently can result in higher cumulative expenses.

In contrast, generic hosting offers lower initial costs but often requires businesses to add third-party solutions for performance, security, and backups. While this model may appear cost-efficient at first, the need for external tools and specialized support quickly escalates costs.

Over time, this approach can become less financially sustainable due to hidden fees and add-ons required to maintain performance and security. On the other hand, managed hosting solutions, particularly for platforms like WordPress, offer the most predictable TCO.



Managed hosting providers consolidate essential services, including performance optimization, security management, and 24/7 support, into their monthly fees. These bundled services reduce the need for separate tools and external consultants, resulting in more stable long-term costs.

By simplifying management and offering scalable solutions, managed hosting ensures a lower and more predictable TCO, making it the most cost-effective option for businesses aiming to minimize complexity while maximizing performance and security.

Cost comparison chart

The following chart summarizes the cost factors across different CMS-hosting options and shows how different CMS and hosting choices can affect complexity and predictable long-term costs.

When evaluating TCO across various CMS-hosting options, managed hosting solutions, such as WP Engine, consistently offer the most cost-effective and predictable outcomes. This is primarily due to the bundling of essential services for performance optimization, security, and support.

Cost Component	Proprietary CMS	DIY Cloud Management	Generic Hosting	Managed Hosting (e.g., WP Engine)
 Software Licensing & Infrastructure	Licensing fees: \$25,000 - \$100,000+/year (less for site builders like Shopify and Wix)	Initial setup: \$10,000 - \$100,000. Monthly fees: ~\$500 - \$20,000	Entry-level: \$2 - \$20/month. Add-ons: \$100 - \$500/year	Bundled services: \$30 - \$300/month
 Migrations	\$10,000 - \$100,000+ depending on complexity	~\$1,000 - \$20,000+ depending on complexity	<\$1,000 - \$10,000+ for third-party migration	Built-in tools, migrations as low as \$500
 Scalability & Performance Optimizations	Custom scalability: \$60,000+/year	Manual scaling: unpredictable monthly costs \$1,000 - \$5,000	Limited scalability: Performance tools: \$100 - \$500+/year	Bundled optimizations (CDN, dynamic scaling)
 Security & Compliance	Third-party services: \$1,000 - \$5,000/year	Third-party security: \$1,000 - \$5,000/year	Basic security, add-ons: \$100 - \$500+/year	Built-in security (Firewall, SSL). Advanced Security as low as \$16/month
 Developer & Agency Enablement	\$5,000 - \$20,000/year for customization	Third-party tools: \$1,000 - \$10,000/year	Limited tools, add-ons: \$500 - \$5,000/year	Integrated tools for developers, no extra cost
 Integration & Extensibility	Custom integrations: \$5,000 - \$25,000/year	Custom integrations: \$1,000 - \$10,000	Custom integrations: \$500 - \$10,000/year	Pre-built integrations (Salesforce, HubSpot)
 Support & Advisory Services	\$10,000 - \$50,000+/project	In-house/external consultants: \$1,000 - \$5,000/project	Basic support, external consultants: \$500 - \$2,000/project	24/7 support, premium advisory available
Total Estimated Cost	\$100,000 - \$250,000 or more annually, not including migration.	\$20,000 - \$100,000+ for initial setup, and \$5,000 - \$30,000+ annually. Does not include migration.	\$1,500 - \$30,000+ annually, not including initial setup or migration.	\$350 - \$3,500 annually, not including initial setup or migration.



Conclusion: Key takeaways for reducing TCO

As businesses navigate the complexities of building and maintaining a digital presence, a comprehensive TCO analysis can provide a roadmap for making informed, strategic decisions.

Whether you're re-platforming, scaling, or optimizing an existing site, understanding the full scope of your TCO helps drive efficiency and long-term value.

Throughout this guide, we've explored how the right combination of CMS and hosting solutions can not only streamline operational costs but also enhance performance, security, and scalability.

The key to reducing TCO lies in carefully evaluating each of your cost drivers, from software licensing and infrastructure to scalability and security.

With [managed hosting solutions](#), businesses can take advantage of bundled services that eliminate many of the hidden costs associated

with DIY or generic hosting models, while also avoiding the high expenses typically incurred by proprietary systems. This not only ensures more predictable costs but also provides peace of mind, knowing that performance optimizations, security protections, and ongoing support are all managed by experts.

By making strategic choices now, you can build a scalable, high-performing digital presence that minimizes unnecessary costs and supports sustainable growth. The result is an efficient, reliable foundation for your digital operations, empowering your business to stay competitive in an ever-evolving landscape.

For businesses looking to reduce complexity, improve performance, and lower their total cost of ownership, [WP Engine](#) offers a powerful solution that combines flexibility, control, and expert management.



*WP Engine empowers companies and agencies of all sizes to **build, power, manage, and optimize** their WordPress websites and applications with confidence.*

Serving 1.5 million customers across 150+ countries, the global technology company provides premium, enterprise-grade solutions, tools, and services, including specialized platforms for WordPress, industry-tailored [eCommerce](#) and [agency](#) solution suites, and developer-centric tools like [Local](#), [Advanced Custom Fields](#), and more. WP Engine's innovative technology and industry-leading expertise are why 8% of the web visits a WP Engine-powered site daily. Learn more at wpengine.com.